

ELW LED Weighing Indicator

General Specifications

- Display 1.2" LED display
- Keyboard 5keys(Mechanical switch)
- Housing ABS plastic
- Max. Divisions 6,000e; 30,000d
- Load cell excitation voltage 5V/150mA
- ADC update $\leq 1/10$ second
- Operate Temp $-10^{\circ}\text{C} \sim +40^{\circ}\text{C}$
- Power AC adapter (12V/500mA), rechargeable battery (6V/4Ah)
- Gross weight 2.5kg
- Packing Master carton 4 in 1 packing, dimension 0.098 m³, 40 feet container can load 2100 machine, 20 feet container can load 1050 machine



- Programmable to meet your needs
- Application: 1. Weighing units conversion 2. Accumulation 3. Auto power off
- OIML approval from Delta(approval no.:DK0199.165)
- Rechargeable battery operation, up to 40 hours of continuous use
- Optional RS-232 interface can connect LP-50 label printer, TPuP mini printer or computer



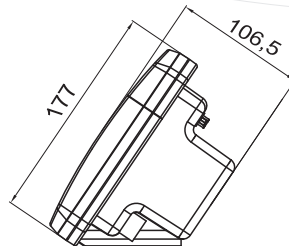
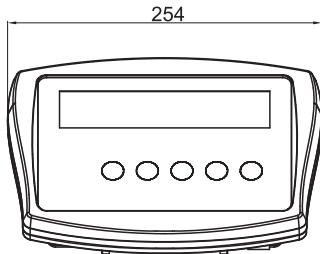
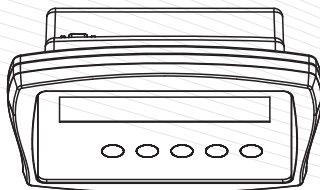
ELW LED Weighing Indicator

Model Name	Capacity	Readability	Division	Approx. weight	Approval
ELW	X	X	30,000d	2.5kg	CE
ELW-M	X	X	6,000e	2.5kg	CE, OIML

Options



Dimensions(mm)



Print formats

```
NO. :      1
GS:      4.240KG
```

```
DATE: 2012/03/07
TIME: 19:06:37
NO. :      1
GS:      4.235KG
```

```
DATE: 2012/03/07
TIME: 19:08:26
NO. :      2
NT:      4.235KG
TW:      1.810KG
GW:      6.045KG
```

```
DATE: 2012/03/07
TIME: 19:10:54
TOTAL
*****
NO:      3
Total:   12.705KG
```

```
DATE: 2012/03/07
TIME: 19:09:03
NO. :      1
GS:      4.235KG
TOTAL:   4.235KG
```

```
DATE: 2012/03/07
TIME: 19:10:48
NO. :      3
NT:      4.235KG
TW:      1.810KG
GW:      6.045KG
TOTAL:  12.705KG
```